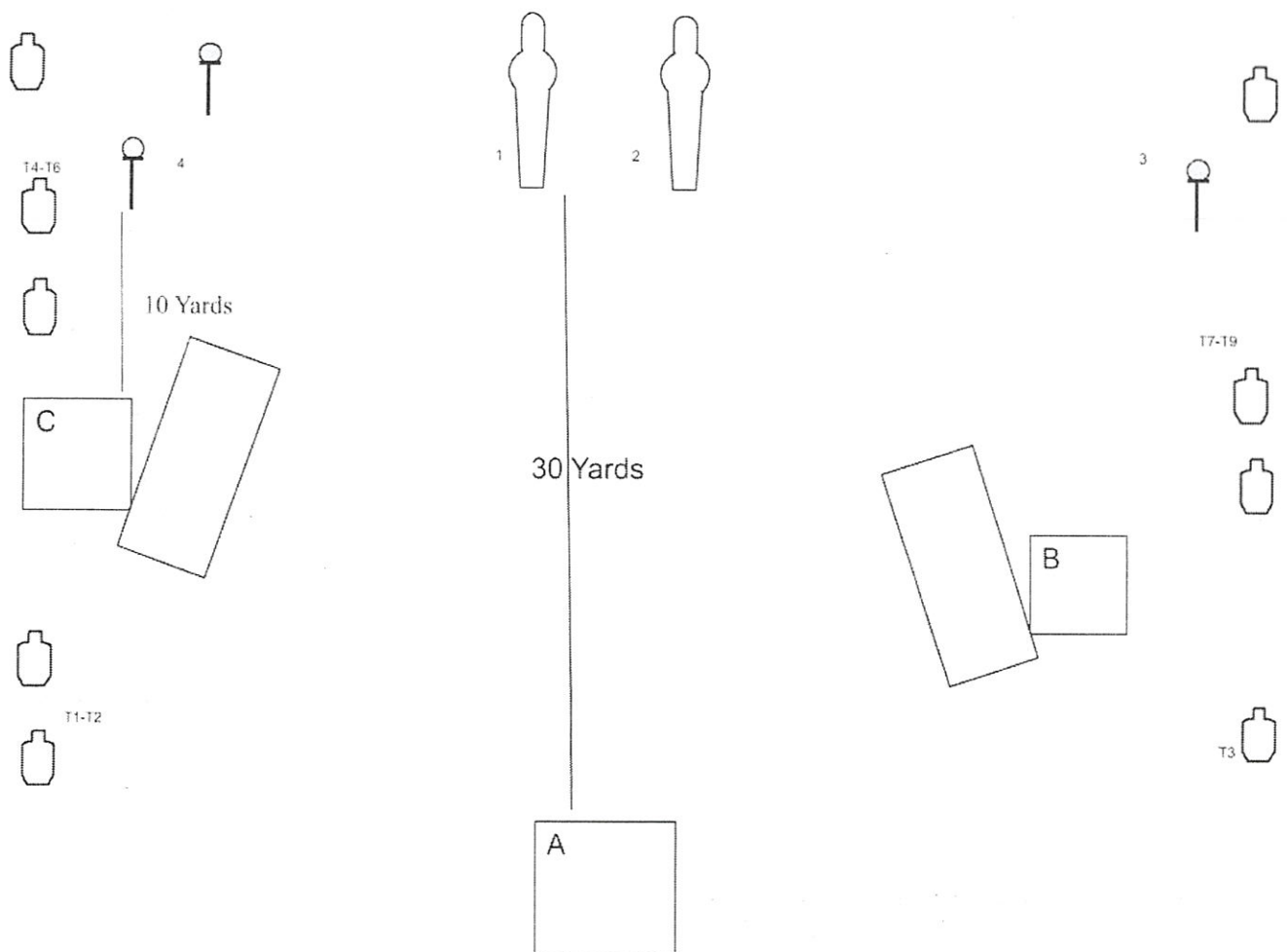


Box Hopping

RULES: Practical Shooting Handbook, Latest Edition **COURSE DESIGNER:** Joe Moran

START POSITION: Feet in any box, handgun is loader and holstered per 8.1.1, 8.1.2 PCC held with stock touching belt

STAGE PROCEDURE	SCORING
On signal engage targets as they become visible from within fault lines.	<p>SCORING: Comstock, 23 rounds , 115 points TARGETS: 9 IPSC, 5 PP / Plates SCORED HITS: Best 2 per IPSC, steel down = 1A START-STOP: Audible - Last shot PENALTIES: Procedural. -10 No-shoot hit. -10 Miss. -10</p>



<p>Set up notes: Set walls so PP are visible from all 3 boxes</p>	<p>RO Notes:</p>
--	-------------------------

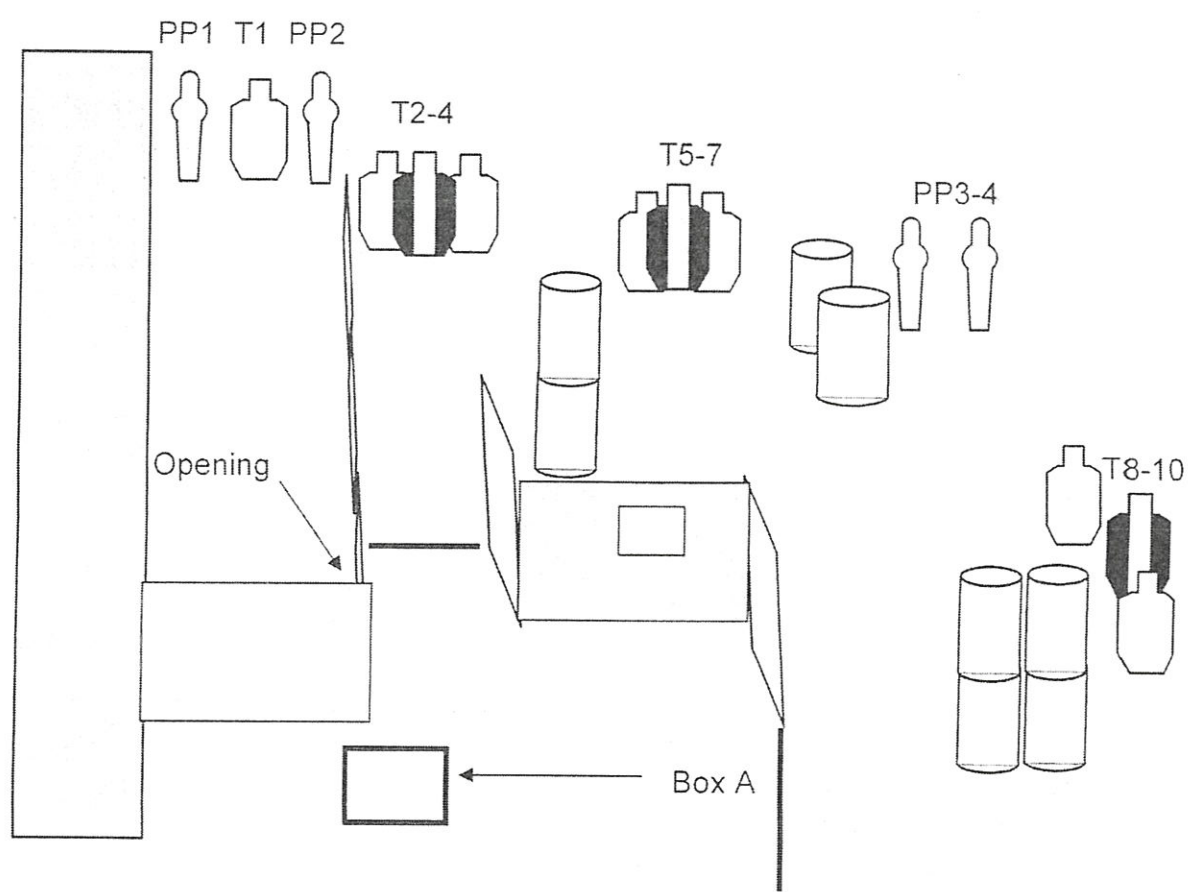
Stone Wall

RULES: Practical Shooting Handbook, Latest Edition

COURSE DESIGNER: Mike McCarter

START POSITION: Standing in Box A with both hands hanging naturally at sides
Handgun is loaded and holstered as per ready condition in 8.1.1 and 8.1.2.

STAGE PROCEDURE	SCORING
Upon start signal engage all targets as they become visible from Box A and behind fault lines.	Scoring: Comstock, 24 rds., 120 points Targets: 10 IPSC, 4PP Scored Hits: Best 2 per IPSC, Steel = 1A Start-Stop: Audible - Last Shot Penalties: Procedural -10 No Shoot -10 Miss -10

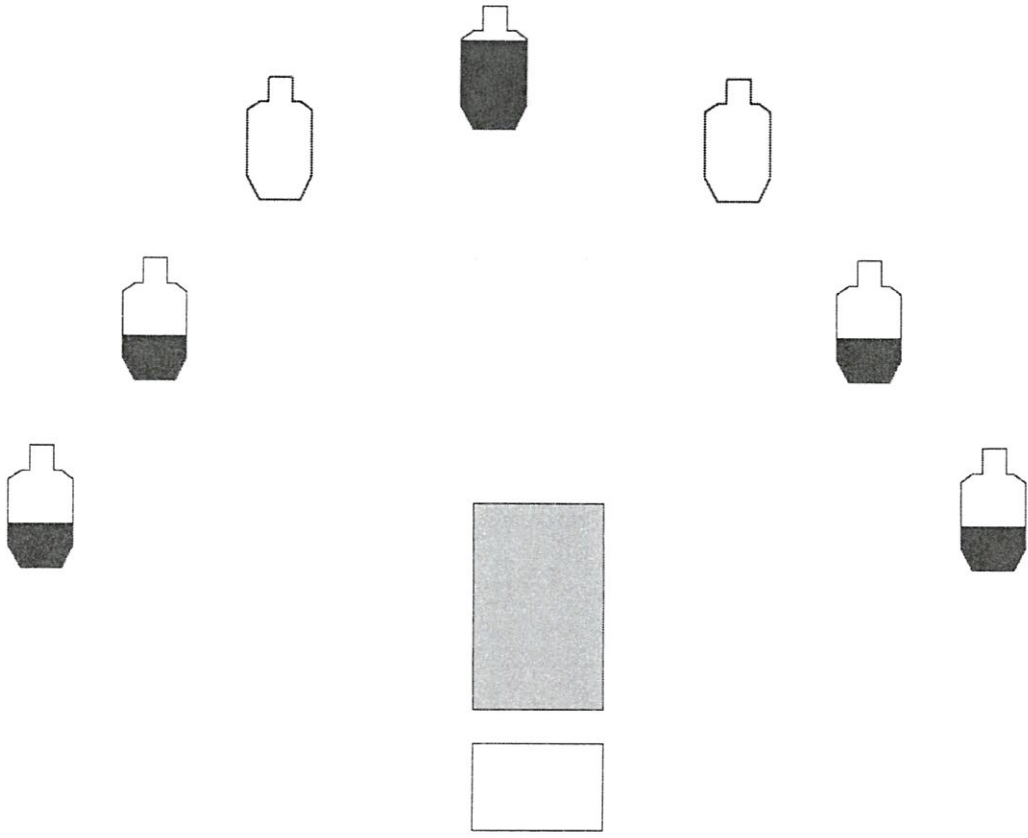


Setup: PP1-2 & T1 are only visible from the opening in front of Box A

RULES: Practical Shooting Handbook, Latest Edition **COURSE DESIGNER:** Joe Moran

START POSITION: Feet inside fault lines, handgun is loaded and holstered per 8.1.1, 8.1.2 PCC held with stock touching belt

STAGE PROCEDURE	SCORING
On signal engage targets as they become visible from within fault lines.	<p>SCORING: Comstock, 14 rounds , 70 points TARGETS: 6 IPSC, 1 PP, SCORED HITS: Best 2 per IPSC, steel down = 1A START-STOP: Audible - Last shot PENALTIES: Procedural. -10 No-shoot hit. -10 Miss. -10</p>



Hide & Seek

RULES: Practical Shooting Handbook, Latest Edition **COURSE DESIGNER:** Joe Moran



START POSITION: Feet inside fault lines, handgun is loaded and holstered per 8.1.1, 8.1.2 PCC held with stock touching belt

STAGE PROCEDURE

On signal engage targets as they become visible from within fault lines.

SCORING

SCORING: Comstock, 16 rounds , 80 points
TARGETS: 8 IPSC, ,
SCORED HITS: Best 2 per IPSC, steel down = 1A
START-STOP: Audible - Last shot
PENALTIES: Procedural. -10
No-shoot hit. -10
Miss. -10



Set up notes:

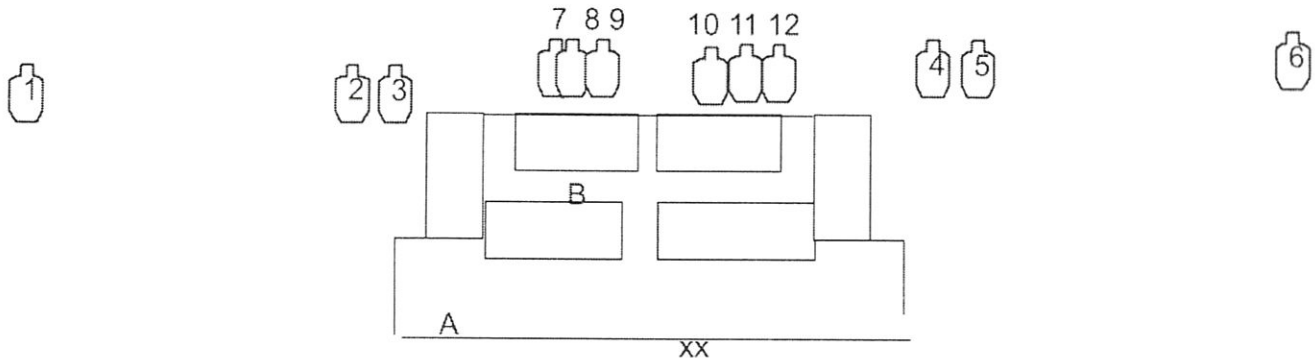
RO Notes:

Fun House

RULES: Practical Shooting Handbook, Latest Edition **COURSE DESIGNER:** Joe Moran

START POSITION: Feet on XX, handgun is loaded and holstered per 8.1.1, 8.1.2 PCC held with stock touching belt

STAGE PROCEDURE	SCORING
On signal engage targets as they become visible from within fault lines.	<p>SCORING: Comstock, 24 rounds , 120 points TARGETS: 12 IPSC , , SCORED HITS: Best 2 per IPSC, steel down = 1A START-STOP: Audible - Last shot PENALTIES: Procedural. -10 No-shoot hit. -10 Miss. -10</p>



Set up notes:

RO Notes:



CM 99-11

El Presidente

RULES: USPSA Handgun Competition Rules, current edition COURSE DESIGNER: Jeff Cooper

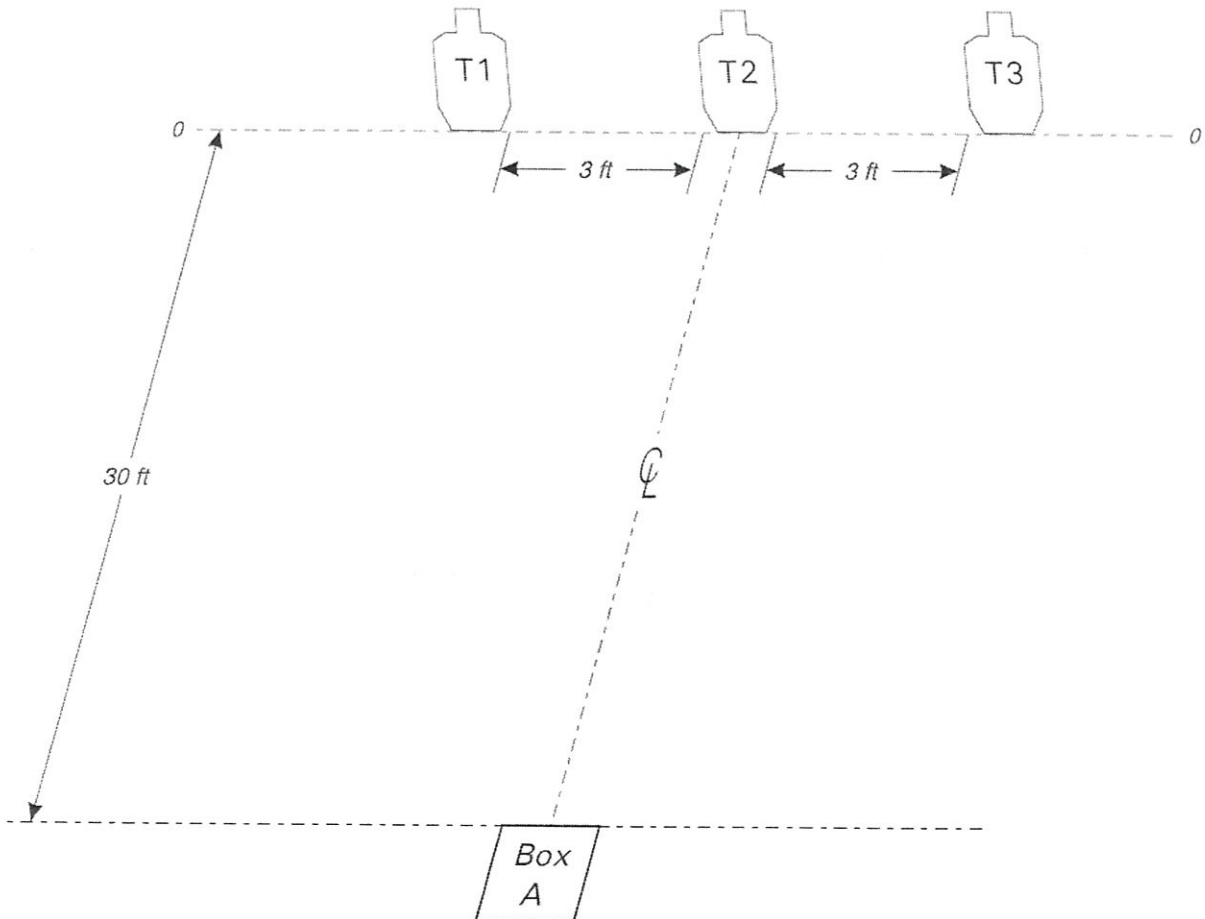
START POSITION: Standing in Box A, back to targets, toes of both feet against rear of fault line of Box A, both wrists above respective shoulders. Handgun is loaded and holstered as per ready condition in rule 8.1.1 and 8.1.2.

STAGE PROCEDURE

Upon start signal, turn then draw and from Box A engage T1-T3 with only two rounds per target, then perform a mandatory reload and from Box A engage T1-T3 with only two rounds per target.

SCORING

SCORING: Virginia Count, 12 rounds, 60 points
TARGETS: 3 Metric
SCORED HITS: Best 4 paper
START - STOP: Audible - Last shot
PENALTIES: Per current edition USPSA Handgun Competition Rules
Failure to perform mandatory reload will result in one procedural penalty per shot fired.



SETUP NOTES: Set targets to 5 feet high at shoulders. Shooting box is 3 feet by 3 feet.

