

CLICK HERE  
TO CHANGE  
LOGO

# Standoff

by Joseph Beltran

**Scoring:** COMSTOCK, Best 2 hits on cardboard.

**Targets:** 12 USPSA targets, 3 steel

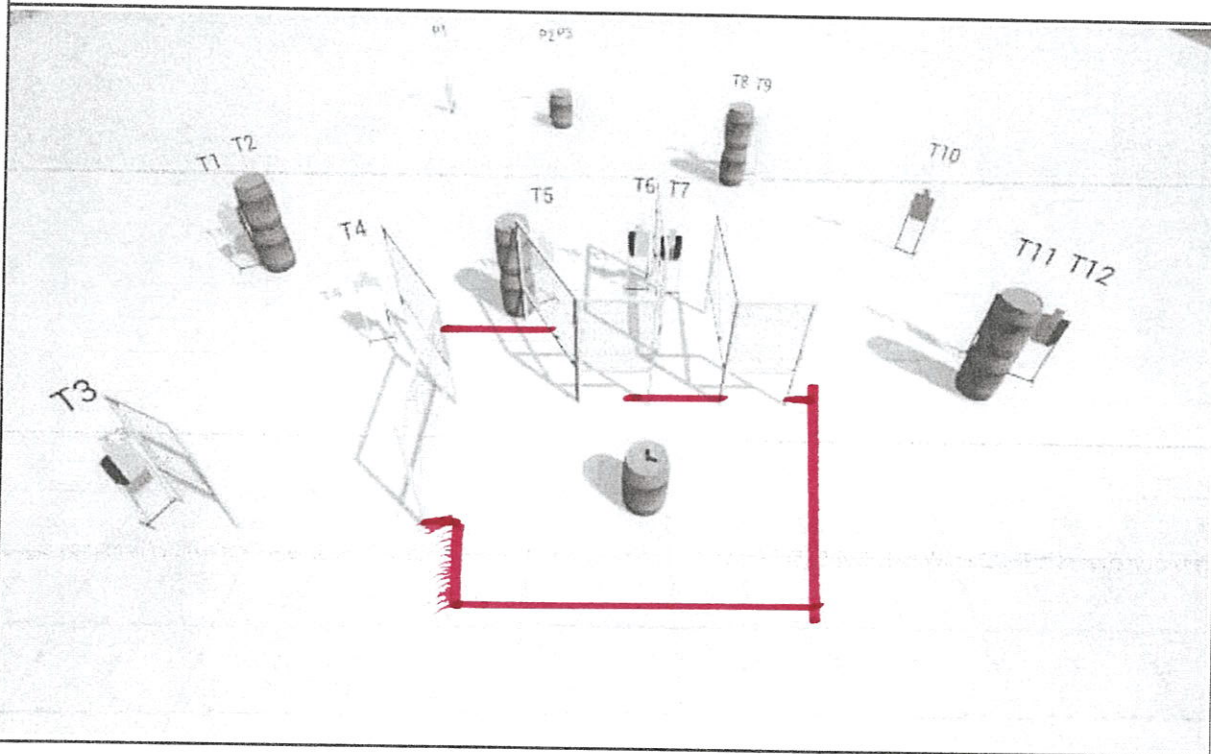
**Rounds:** 27

**Start Position:**

The start position is standing in the shooting area, facing down range with wrists below belt. Firearm is unloaded and unpropped on barrel.

**Procedure:**

On the audible start signal, engage all targets from within the shooting area.



Generated using Practisim Designer

**RULES:** Practical Shooting Handbook, Latest Edition    **COURSE DESIGNER:** Mark Kastoff

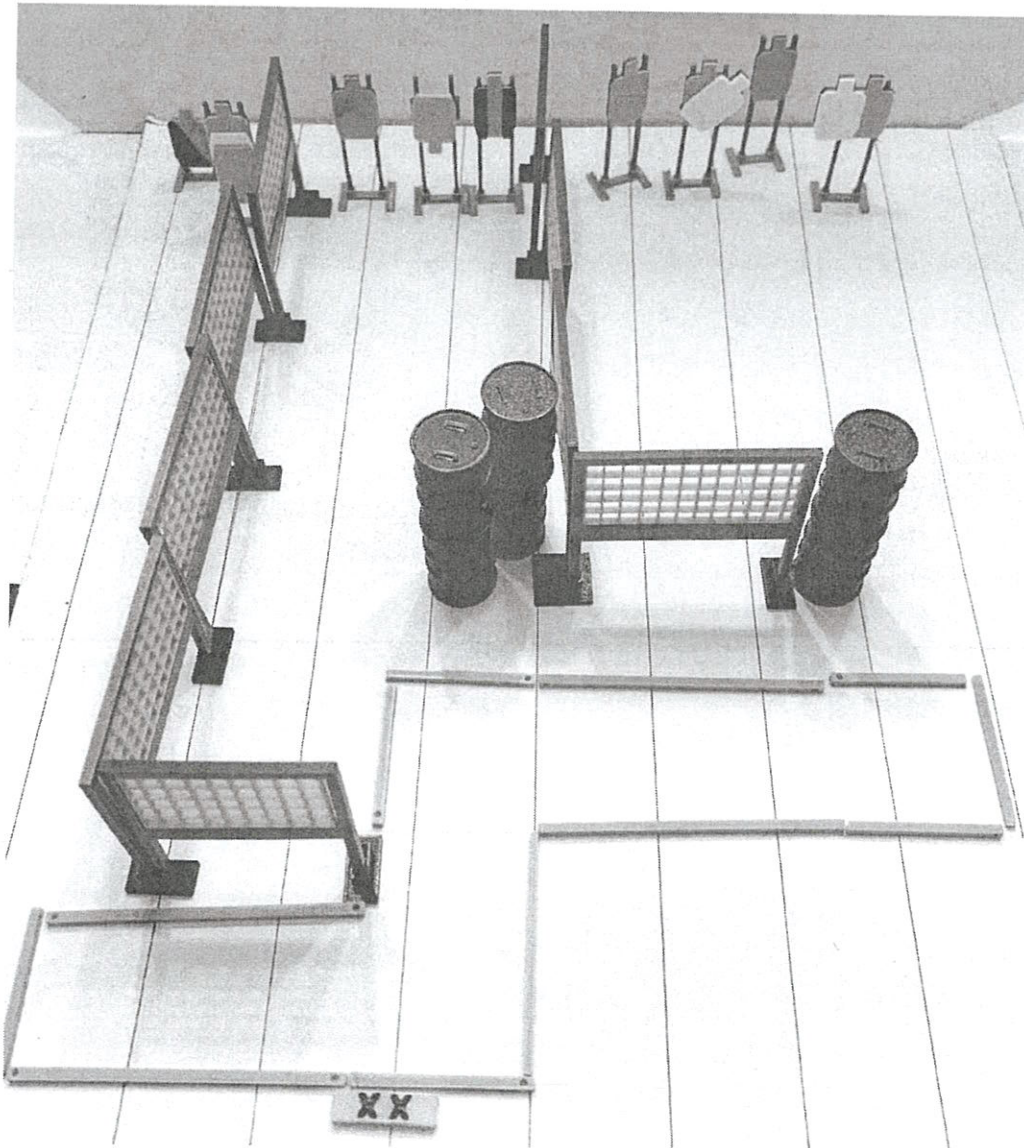
**START POSITION:** Feet on XX, handgun is loaded and holstered per 8.1.1, 8.1.2 PCC held with stock touching belt

### STAGE PROCEDURE

On signal engage targets as they become visible from within fault lines.

### SCORING

**SCORING:** Comstock, 20 rounds , 100 points  
**TARGETS:** 10 IPSC, ,  
**SCORED HITS:** Best 2 per IPSC, steel down = 1A  
**START-STOP:** Audible - Last shot  
**PENALTIES:** Procedural. -10  
No-shoot hit. -10  
Miss. -10



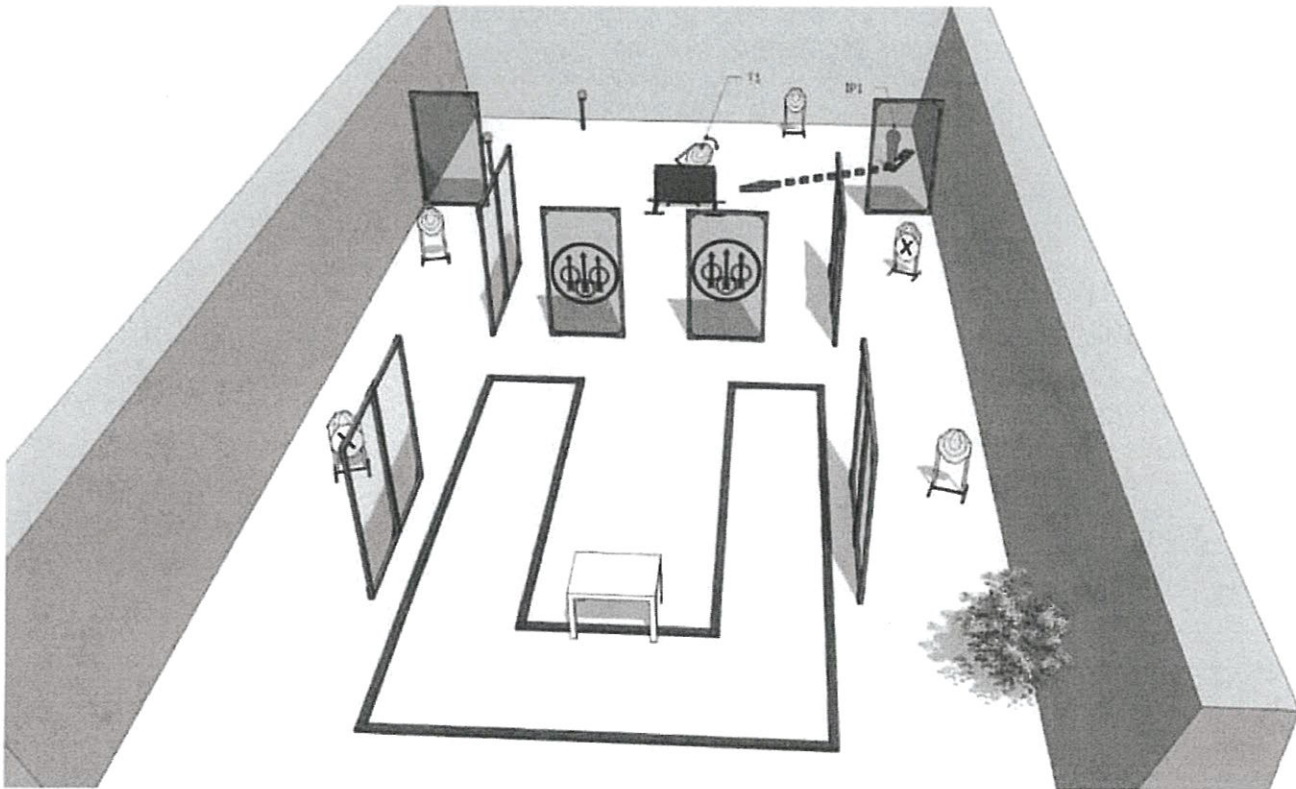
Set up notes:

RO Notes:



Stage 5

Targets:	6 IPSC Targets, 1 IPSC popper, 2 IPSC Metal plates
Number of rounds to be scored:	15
Start position:	Standing anywhere within designated area
Handgun Ready Condition:	Lying on the table, magazine inserted, chamber empty
Time starts:	Audible
Procedure:	After start signal engage all the targets from designated area. IP1 activate target T1. All moving targets stays visible at end of their movement
Safety angles:	90 degrees left/right and top of the backstop



# Stage3 Henry's Turkey Coop

**RULES:** Practical Shooting Handbook, Latest Edition **COURSE DESIGNER:** Joe Moran

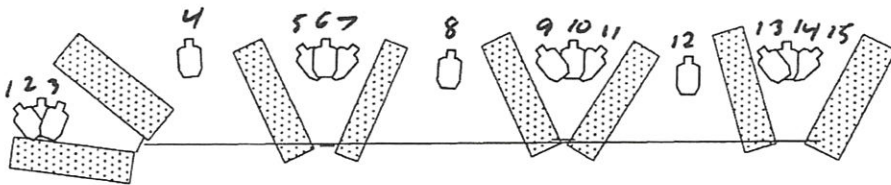
**START POSITION:** Standing in Box, handgun is loader and holstered per 8.1.1, 8.1.2

### STAGE PROCEDURE

On signal engage targets as they become visible from within fault lines.

### SCORING

**SCORING:** Comstock, 30 rounds , 150 points  
**TARGETS:** 15 IPSC, PP, USP  
**SCORED HITS:** Best 2 per IPSC, steel down = 1A  
**START-STOP:** Audible - Last shot  
**PENALTIES:** Procedural. -10  
No-shoot hit. -10  
Miss. -10



Start

Set up notes:

RO Notes:



# CM 18-08

# The Condor

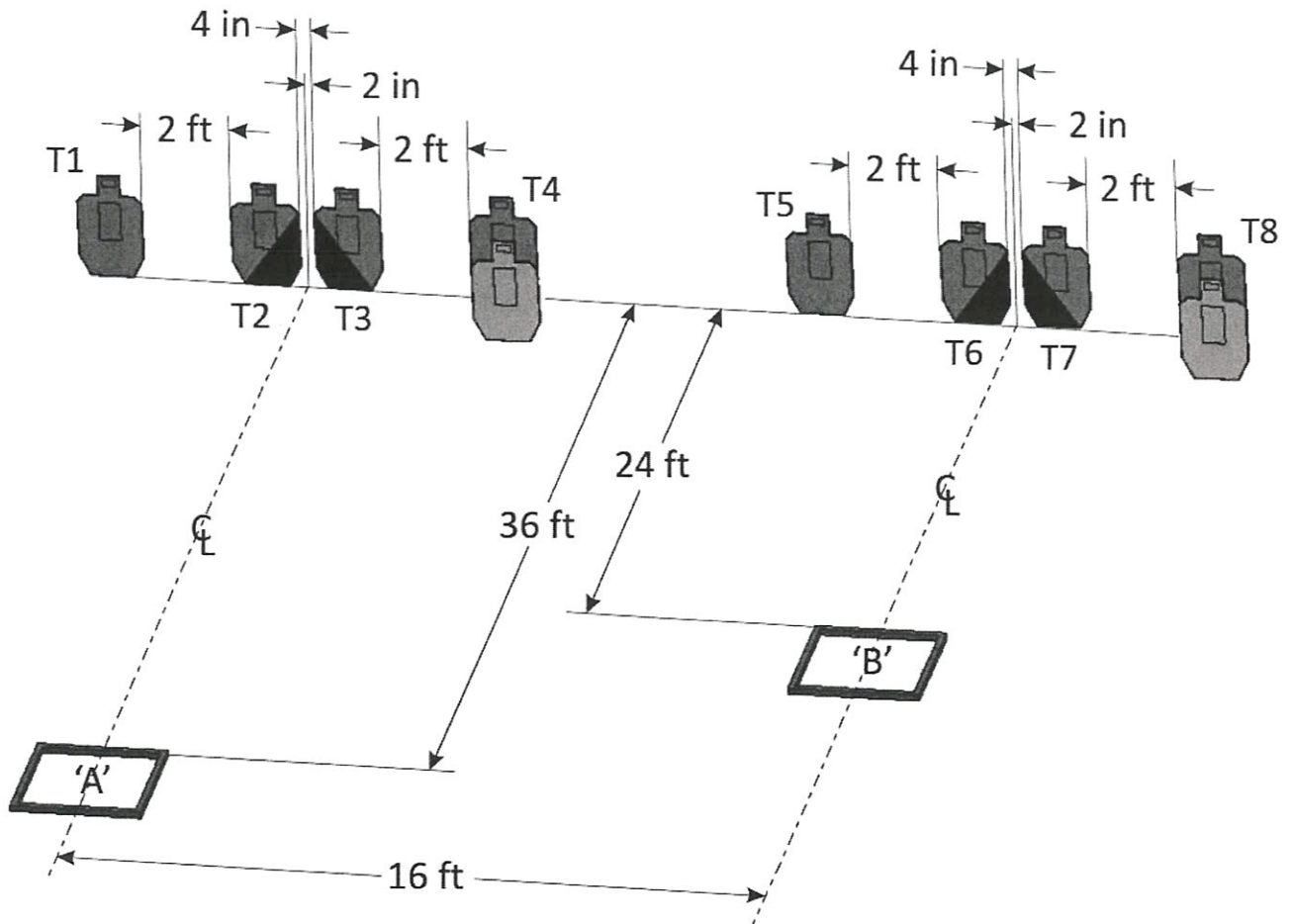
RULES: USPSA Handgun Competition Rules, current edition. Course Designer: Nationals Design Team

### STAGE PROCEDURE

**String 1:** From box 'A' engage T1-T4 one round each then perform a mandatory reload and engage T5-T8 from box 'B' with one round each.

**String 2:** From box 'B' engage T5-T8 with one round each then perform a mandatory reload and engage T1-T4 from box 'A' with one round each.

**Scoring:** Virginia, 16 rounds, 80 points  
**Targets:** 8 USPSA Targets  
**Scored Hits:** Best 2/paper  
**Start - Stop:** Audible - Last Shot  
**Penalties:** Per current edition of USPSA Handgun Competition Rules.



**SETUP NOTES:** Set targets 5 feet to top. Boxes are 3 feet by 3 feet. Left edge of no-shoot is lined up with left edge of A-zone, top of no-shoot (not the scoring zone line) is lined up with bottom of target lettering. Targets T2, T3, T6 & T7 hardcover is set to low corner and low shoulder.



# CM 18-08

# The Condor

*(corrected 1/20/2019)*

The Condor is a 16 round, 80-point, Virginia Count Standard Exercise. There are 8 metric targets. The best 2 hits per paper will score.

The start position is standing inside designated shooting area, facing uprange, wrists above respective shoulders with handgun loaded and holstered.

The PCC start position is standing inside designated shooting area, holding loaded PCC, stock on belt, muzzle pointing downrange, safety on.

String 1: On the audible start signal, engage T1-T4 from box A with only 1 round per target, perform a mandatory reload, and engage T5-T8 from box B with only 1 round per target.

String 2: On the audible start signal, engage T5-T8 from box B with only 1 round per target, perform a mandatory reload, and engage T1-T4 from box A with only 1 round per target.







**CM 18-08**

**The Condor**

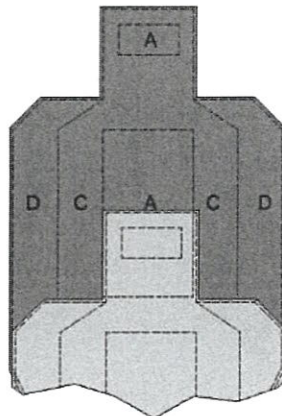
T1, T4, T5 & T8 are  
USPSA Targets



Targets T3 & T7



Targets T2 & T6



NO-SHOOT DETAIL

